

SEPTEMBER IS BICYCLE SAFETY MONTH




The schedule of bicycle safety programs at the Rockville Centre elementary schools is available from the schools, from the Rockville Centre Recreation Department (678-9339), in This Month in Rockville Centre and online at www.rvcny.us (select "Current Events" and "RECREATION DEPARTMENT")



A Guide for the
New School Year

SCHOOL TRAFFIC SAFETY



POLICE DEPARTMENT
INCORPORATED VILLAGE OF
ROCKVILLE CENTRE

34 Maple Avenue
Rockville Centre, New York 11570
766-1500






SCHOOL TRAFFIC SAFETY



ALL DRIVERS

- Schools are opening for a new year. Be alert for children traveling to and from our schools and watch for buses around schools and in your neighborhood.
- Observe all traffic signs and crossing guard directions. The school zone speed limit is 20 mph.
- Do not use your cell phone while driving.
- Never pass a stopped school bus with its red lights flashing and/or its stop sign extended.

A court appearance is mandatory if you are charged with passing a stopped school bus. The maximum penalty includes a \$400 fine and 5 points on your driving record.

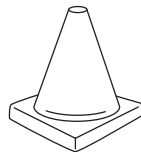


PARENTS

Prepare your children for the new school year by following the tips on the next page. This is also a good time to remind them to avoid strangers who are not police or school personnel and to report anyone who approaches them on the street.

If you **DRIVE** children to school:


- Consider carpooling, especially in bad weather.
- **DO**
 - observe the orange or red traffic cones: pick-up and drop-off are **not** allowed in areas marked by cones.
 - instruct your children when and where to meet you for pick-up.
- **DO NOT**
 - park and unload children across the street from school.
 - double park, park on the sidewalk or in crosswalks or in “no parking” or in “no stopping” zones or in “bus loading” zones even for “just a minute.”



SCHOOL TRAFFIC SAFETY



IF YOUR CHILD




WALKS to school:

- Walk the route to school with your children and review safe practices. Encourage them to ask questions if they are unsure of what to do.
- **DO**
 - walk on the sidewalk.
 - cross streets only at corners and only after looking in all directions.
 - use corners with stop signs, traffic signals, crosswalks or crossing guards when they are available.
 - watch for turning cars.
 - obey the instructions of crossing guards and ask them for help if you need it.
- **DO NOT**
 - cross streets in mid-block or from between parked cars.
 - run into the street.
 - assume a driver sees you.
 - assume it is safe to cross because a light is green or the “walk” sign is flashing; always check for traffic.

Takes the **BUS**:

- **DO**
 - wait for the bus on the sidewalk.
 - wait for instructions from the bus driver to cross a street.
 - ask the driver if you need help.
- **DO NOT**
 - wait for the bus in the street.
 - cross the street without a signal from the driver.
 - get too close to the front or rear of the bus or reach underneath it.



Rides a **BIKE**:

- **DO**
 - wear a helmet.
 - ride with the flow of traffic, in single file, on the right edge of the roadway.
 - attend the Rockville Centre Police and Recreation Departments' bicycle safety program at your elementary school in September.

